




Pop and his Pot

Early Reader No. 12

Story by Jennifer Cooper-Trent
Illustrations by Anthony Mitchell

© The Early Reading Company.
www.early-reading.com

No part of this Publication can be reproduced without a license

 Cut 'n
Staple

Page 1a

Single Syllable Words

Phonic Decoding - Break the words into their phonic components, then into onsets and Sounds, explaining how 'pop', 'top' share a common Sound of '..op'

Short Vowel : 'o' as in 'pop' | 'o' as in 'hot'

Onset Variation: 'sp' as in 'spot'

Whole Words : 'the'

Try These New Words

hop Pop top hot
pot spot



This is Pop.

✂
Cut 'n
Staple




Pop has a pot.



The pot is not hot.

✂
Cut 'n
Staple

Page 3a



Pop put the pot
on the hot top.




Do not hop with the
hot pot, Pop.

✂
Cut 'n
Staple



Pop, do not hop.



Pop got a spot
on the rug.

✂
Cut 'n
Staple

Page 5a



Get the mop, Pop.

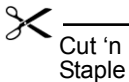
Extra Words

dot lot tot rot

Comprehension

1. What did Pop have?
2. Where did Pop put the pot?
3. What was Pop not allowed to do?
4. What happened to the rug?
5. What did Pop clean the rug with?

Parents : download stories from www.early-reading.com,
or get the 'hi-rez' CD version with 60 stories, worksheets and more.
Educators : apply for a license to reproduce the stories for your students.
Contact mail@early-reading.com



Cut 'n
Staple

Page 6a

Complete the sentences with these words.

pot, hot, spot, rug.

The ___ is ___.

Pop got a _____ on the _____.